

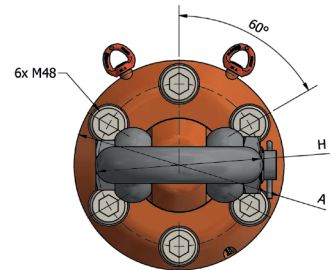
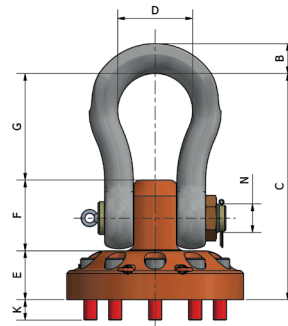
## SWIVEL LIFTING SHACKLE



4:1

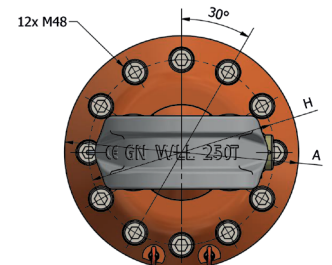
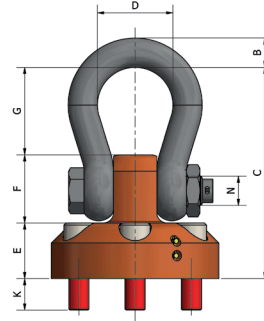
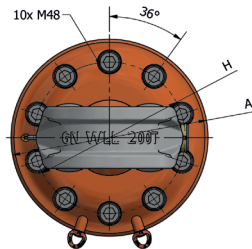
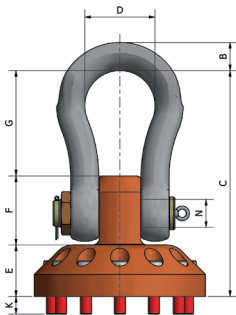


MLA 85-100-120



MLA 200

MLA 250



1 in = 25.4 mm

Reference	SF 4:1 WLL (t)	A (mm)	B (mm)	C (mm)	D (mm)	E (mm)	F (mm)	G (mm)	H (mm)	K (mm)	N (mm)	Bolt circle diameter	Weight	
													(kg)	(lbs)
MLA 85	85	Ø 400 <sub>h9</sub>	70	505	180	133	163	209	Ø 310	75	Ø 70	6x60°	180	396.83
MLA 100	100	Ø 400 <sub>h9</sub>	80	592	190	133	188	271	Ø 310	75	Ø 80	6x60°	220	485,02
MLA 120	120	Ø 571 <sub>h9</sub>	80	616	190	155	205	256	Ø 445	75	Ø 80	6x60°	360	793,66
MLA 200	200	Ø 650 <sub>h9</sub>	110	833	275	180	260	393	Ø 500	75	Ø 105	10x36°	680	1499,14
MLA 250	250	Ø 730 <sub>h9</sub>	120	965	300	220	295	580	Ø 580	75	Ø 120	12x30°	990	2182,58